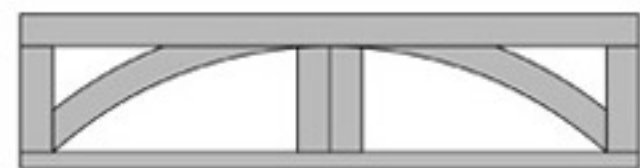




(A) SQUARE TOP



(B) RANDOM ARCH TOP



(C) LONG ARCH TOP



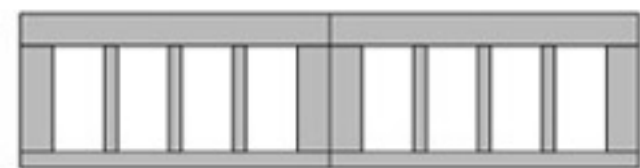
(D) ELO WINDOWS



(E) EL2 WINDOWS



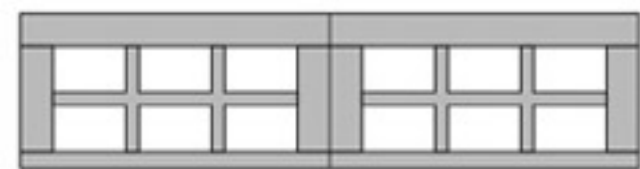
(F) EL3 WINDOWS



(G) EL4 WINDOWS



(H) EL22 WINDOWS



(I) EL33 WINDOWS



(J) EL44 WINDOWS

A - RECESSED PANEL

B - RAISED PANEL

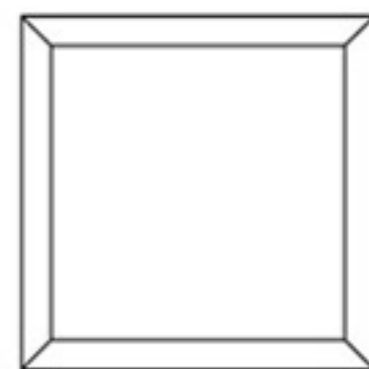
C - VERTICAL GROOVES

D - HORIZONTAL GROOVE


E - DIAGONAL GROOVE




A



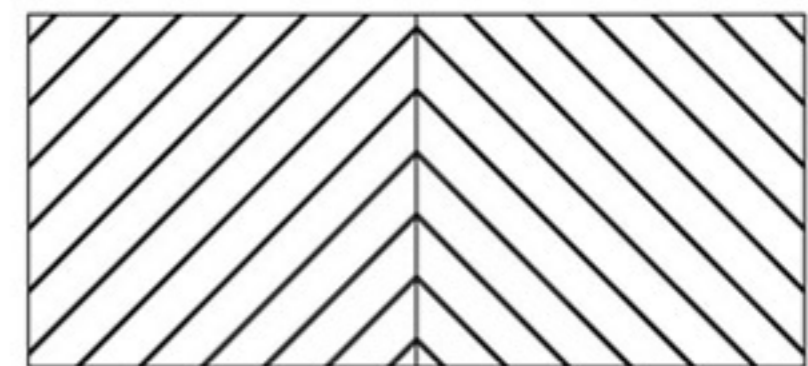
B



C



D



E